

# UNIFORM GUIDE

Detailed uniform expectations and size chart of all year levels for the Academic Year 2023 onwards.



# UNIFORM PRESENTATION

**By:**



**Z Y R A**  
DESIGN & FABRIC STUDIO

**Zyra**  
Design & Fabric Studio

**Email:**  
**Contact Number: +971 04 2223330**  
**Email: [info@modernmerchant.com](mailto:info@modernmerchant.com)**

# SCHOOL UNIFORM EXPECTATION



Uniforms can help to develop the right mindset among learners, instilling pride and supporting positive behavior and discipline. At The Indian Academy Dubai, we believe it is important that our students always come to school smartly dressed, and in complete school uniform. The Indian Academy Dubai uniform is intended to develop a sense of loyalty to the learning community to which they belong, a focus for the school day ahead, and an overall sense of identity, as a school. The quality of uniforms matters to us. We want to set out our uniform expectations for all children at our school providing clarification and acting as a quick reference guide. We place the highest value on school uniforms; hence, we partnered with **Modern Merchant and Zyra Design and Fabric Studio** to launch our very own dedicated design for our students.

The uniform can be purchased from our school uniform store during parents' convenient hours. The school uniform store has trained staff to assist with the measurements and other related queries/concerns.

Please note that the uniform must be purchased from our school uniform store to ensure the quality and uniformity of style and fabric.

Maintaining high standards across the school is essential both within our school community and the overall image and reputation of the school. We would request your support in ensuring that your child is in the correct uniform every day from the new academic year. If you have any queries or need further information, please do not hesitate to contact our reception.

Your Sincerely,

**Principal**  
**The Indian Academy Dubai.**

# INDEX



	PAGE NO.
<b>Pre KG - KG 2 Boys Core Uniform</b>	<b>1</b>
<b>Pre KG - KG 2 Girls Core Uniform</b>	<b>2</b>
<b>Grade 1 - Grade 2 Boys Core Uniform</b>	<b>3</b>
<b>Grade 1 - Grade 2 Girls Core Uniform</b>	<b>4</b>
<b>Grade 3 - Grade 5 Boys Core Uniform</b>	<b>5</b>
<b>Grade 3 - Grade 5 Girls Core Uniform</b>	<b>6</b>
<b>Grade 6 - Grade 10 Boys Core Uniform</b>	<b>7</b>
<b>Grade 6 - Grade 10 Girls Core Uniform</b>	<b>8</b>
<b>Grade 11 - Grade 12 Boys Core Uniform</b>	<b>9</b>
<b>Grade 11 - Grade 12 Girls Core Uniform</b>	<b>10</b>
<b>Pre-KG to KG 2 Boys and Girls PE Uniform</b>	<b>11</b>
<b>Grade 1 to Grade 12 Boys and Girls PE Uniform</b>	<b>12</b>
<b>Uniform Care Guide</b>	<b>13</b>
<b>Size Guide</b>	<b>14</b>

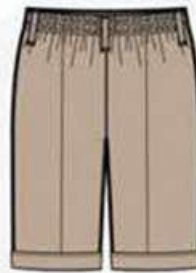
**Zyra Kids**  
**Design & Fabric Studio**

# PRE KG - KG 2 BOYS CORE UNIFORM

SHIRT



3/4 TH TROUSERS



SOCKS



BLACK SHOES



BELT & TIE



**Please refer to the size guide on Page 14/15  
All colors are for illustrative purposes only.  
Original colors might slightly vary.**

# PRE KG - KG 2 GIRLS CORE UNIFORM

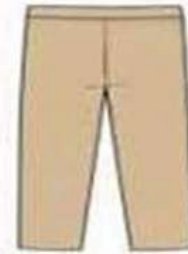
SHIRT



KNEE LENGTH SKIRT



LEGGINGS



SOCKS



BLACK SHOES



BELT & TIE



HAIR ACCESSORIES



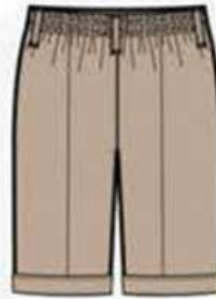
**Please refer to the size guide on Page 14/15  
All colors are for illustrative purposes only.  
Original colors might slightly vary.**

# GRADE 1 - GRADE 2 BOYS CORE UNIFORM

SHIRT



3/4 TH TROUSERS



SOCKS



BLACK SHOES



BELT & TIE



**Please refer to the size guide on Page 14/15  
All colors are for illustrative purposes only.  
Original colors might slightly vary.**



# GRADE 1 - GRADE 2 GIRLS CORE UNIFORM

SHIRT



KNEE LENGTH SKIRT



LEGGINGS



SOCKS



BLACK SHOES



BELT & TIE



HAIR ACCESSORIES



**Please refer to the size guide on Page 14/15  
All colors are for illustrative purposes only.  
Original colors might slightly vary.**



# GRADE 3 - GRADE 5 BOYS CORE UNIFORM

SHIRT



FULL LENGTH  
TROUSERS



FULL SLEEVES BLAZER



SOCKS



BLACK SHOES



BELT & TIE



**Please refer to the size guide on Page 14/15  
All colors are for illustrative purposes only.  
Original colors might slightly vary.**

# GRADE 3 - GRADE 5 GIRLS CORE UNIFORM

SHIRT



KNEE LENGTH SKIRT



LEGGINGS



FULL SLEEVES BLAZER



SOCKS



BLACK SHOES



HEAD SCARF  
(For Muslims Girls)



HAIR ACCESSORIES



BELT & TIE



**Please refer to the size guide on Page 14/15  
All colors are for illustrative purposes only.  
Original colors might slightly vary.**

# GRADE 6 - GRADE 10 BOYS CORE UNIFORM

SHIRT



FULL LENGTH  
TROUSERS



FULL SLEEVES BLAZER



SOCKS



BLACK SHOES




BELT & TIE



**Please refer to the size guide on Page 14/15  
All colors are for illustrative purposes only.  
Original colors might slightly vary.**

# GRADE 6 - GRADE 10 GIRLS CORE UNIFORM



**Please refer to the size guide on Page 14/15  
All colors are for illustrative purposes only.  
Original colors might slightly vary.**

# GRADE 11 - GRADE 12 BOYS CORE UNIFORM

SHIRT



FULL LENGTH  
TROUSERS



FULL SLEEVES BLAZER



SOCKS



BLACK SHOES



BELT & TIE



**Please refer to the size guide on Page 14/15  
All colors are for illustrative purposes only.  
Original colors might slightly vary.**

# GRADE 11 - GRADE 12 GIRLS CORE UNIFORM



**Please refer to the size guide on Page 14/15  
All colors are for illustrative purposes only.  
Original colors might slightly vary.**

# PRE-KG TO KG-2 BOYS & GIRLS PE UNIFORM

P.E T-SHIRT



TROUSER



SOCKS



WHITE SHOES



HAIR ACCESSORIES



**Please refer to the size guide on Page 14/15  
All colors are for illustrative purposes only.  
Original colors might slightly vary.**



# GRADE 1 TO GRADE 12 BOYS & GIRLS PE UNIFORM

P.E T-SHIRT



P.E T-SHIRT



P.E T-SHIRT



P.E T-SHIRT



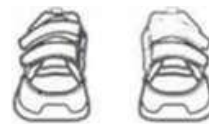
TROUSER



SOCKS



WHITE SHOES



**Please refer to the size guide on Page 14/15  
All colors are for illustrative purposes only.  
Original colors might slightly vary.**



The following guidelines will help you gain longevity from your garment.

## Skirts/ Trouser/Shorts

- Wash at 40 C. Higher temperatures will cause shrinkage, affect the color, or weaken the fibers. Wash dark colors separately. Avoid strong fabric conditioners as they can break the fibers. Do not bleach.
- Do not tumble dry pleated garments as the pleats will disappear. For best results simply drip dry after washing.
- If you want to improve the creases, use a steam iron or a clean damp cloth, with a regular iron. Do not use a hot iron directly on the garment.

## Skirt- Blouses

- Can be machine washed on a gentle polyester/easy care/delicate program up to 40 C. Avoid strong fabric conditioners. Do not bleach.
- These shorts do dry very quickly if left to dry naturally, but if you want to tumble dry them ensure they are on a cool setting.
- Ironing is not necessary for these shorts. However if you want to iron, use a cool iron setting and place a clean damp cloth between the garment and the iron. Do not iron directly on to the garment and do not use excessive heat as this makes the fabric brittle. Do not iron on the print or Embroidery directly please iron on reverse.

## SHOE CARE - BLACK

- Simply remove excess dirt with a cloth and/ or a brush and apply the cream shoe polish never liquid shine evenly to your shoes.
- Make it a point to polish your shoes once in 2 days to restore the appearance of your shoes.
- Store your shoes using a shoe tree, this will help the shoe retain its shape. If you don't have a shoe tree, stuff the toe cap with newspaper or tissue.
- Never store shoes near direct heat.

\* KINDLY NOTE THAT ANY PRINTS / LOGOS / EMBELLISHMENTS MUST NOT BE IRONED ON DIRECTLY BUT INSTEAD ON THE REVERSE.

# SIZE GUIDE

## UNISEX HALF SLEEVE: SHIRT (PRE KG - YEAR 12)

SIZE	2	3	4	5	6	7	8	9	10	11	12	13	14
	15	16	17	18									

## TROUSER 3/4 TH LENGTH (PRE KG - GRADE 2 BOYS)

SIZE	2	3	4	5	6	7	8
------	---	---	---	---	---	---	---

## TROUSER FULL LENGTH (BOYS GRADE 3 - 12) (GIRLS GRADE 6 - 12)

SIZE	8	9	10	11	12	13	14	15	16	17	18	20
------	---	---	----	----	----	----	----	----	----	----	----	----

## UNISEX FULL SLEEVE BLAZER: SHIRT (GRADE 3 - 12)

SIZE	24	26	28	30	32	34	36	38	40	42	44
------	----	----	----	----	----	----	----	----	----	----	----

## KNEE LENGTH SKIRT GIRLS PRE-KG TO GRADE 5

SIZE	2	3	4	5	6	7	8	9	10
------	---	---	---	---	---	---	---	---	----

# SIZE GUIDE

## SCARF

GRADE	GIRLS	BOYS
GRADE 6 TO 10	NECK SCARF	STANDARD TIE
GRADE 11 TO 12	NECK SCARF	STANDARD TIE

## UNISEX PE T-SHIRT AND TRACK PANT (PRE KG TO KG 2)

SIZE	3 - 4	4 - 5	5 - 6
------	-------	-------	-------

## UNISEX (PE T-SHIRT AND TRACK PANT GRADE 1 - 12)

SIZE	24	26	28	30	32	34	36	38	40	42	44
------	----	----	----	----	----	----	----	----	----	----	----